

Finding Fresh Inspiration for Abstract and Realistic Paintings

Margaret Dobbins, www.margaretdobbins.com,
281-496-7322

Friday and Saturday; September 17 and 18; 9:45 am – 3:00 pm, \$100

Discover the use of dynamic underpaintings to enhance the depth and design of both realistic and abstract work along with fresh ideas for inspiration.

Watercolor for the Beginner

Joanie Hughes, www.watercolorhouston.org, 713-426-6767

Friday, Saturday, Sunday; October 1, 2, and 3; 9:30 am - 3:30 pm; \$150

This class will give you a solid foundation in the use of materials, techniques, color theory, composition and design.

Along with demonstrations, hands-on attention is given to each student's work. In three days, you will paint with more confidence and discover your own personal style.

WAS-H Annual Membership Exhibition Workshop

Dale Laitinen, N.W.S. and Watercolor West,

www.dalelaitinen.com

Monday thru Friday; October 11 - 15; 9:30 am to 3:30 pm; \$450

"From Line to Design, the Language of Landscape," will be his focus in the workshop. He will emphasize line as one of the key elements of design and its importance throughout into a dynamic design as a whole. Dale will demonstrate how his work extends from representational to the abstract and how to incorporate elements of both to make your paintings more exciting.

A nonrefundable deposit of \$90 will hold your place in the class. Registration with deposits will be accepted July 1 for members and July 15 for nonmembers.

Chinese Brush Painting - Paint Your Own Holiday Cards

Peihong Endris, www.peihongendris.com, 713-206-3668

Friday, Saturday, Sunday; October 29, 30, and 31; 9:30 am - 3:30 pm, \$150

Learn the concept of Chinese brush painting techniques, get inspired and learn techniques with simple composition to create your holiday cards. Students receive individual attention adapted to their particular skill level and interests.

Beginners are welcome. Call for supply list.

Capturing Texture on Yupo

Portia Bell, www.artbyportia.com, 281-530-8999

Friday, November 5, 9:30 am - 3:30 pm, \$50

Learn drawing and painting techniques and build up your skills and confidence. Get inspired with ideas and techniques that you can incorporate into your own work. Painting texture is a challenge for any artist, but it adds realism and visual interest that textures bring to your work and make it a challenge well worth undertaking.

Expressive Collage: Communication in a Clear Way

Mary Wilbanks, N.W.S, W.H.S, marywilbanks@gmail.com,
281-370-7879

Friday, Saturday, Sunday; November 19, 20 and 21; 9:30 am - 3:30 pm; \$150

This class is for all levels and will discuss elements of color and design (including the Golden Mean) as well as the act of collage onto paper or canvas. There will be short demos, as well as discussion of how to make your work express your individual interests. We will have a group critique of work done in class, with student participation. Call for materials list.

Art Photo Editing and Sharing

Susan Giannantonio, www.flickr.com/photos/susangiannantonio, 713-857-0686

Friday, Saturday, Sunday; December 3, 4, 5; 9:30 am - 3:30 pm; \$150

Prerequisites: Photoshop Elements 6 or 7 preloaded on a laptop, a few digital images of your work.

Day 1: Photoshop Elements 7 - Edit your photos to look as much like your paintings as possible: crop and straighten, lighten or darken, color correction. Save files in a variety of formats for various uses (email, printing note cards, giclees, etc.)

Day 2: Flickr - Explore and understand Flickr, a free art gallery, so that people around the world can discover your art. To get the most out of Flickr's features, learn about tags, groups, and discover how to interact with artists and potential patrons.

Day 3: Your turn, your photos. Brush up on Photoshop Elements and Flickr and practice at your computer. The bulk of this day will primarily involve one-on-one consultation.

*A model fee will be collected.

Additional fee for nonmembers \$10 per day.

Unless noted otherwise, all classes have a suggested supply list. Contact instructor for supply list and to be sure class will be held.

Fall 2010 ~ Watercolor Classes/Workshops

 **Watercolor Art Society - Houston**



Annual
Membership
Exhibition
Workshop


Dale Laitinen,
N.W.S. and
Watercolor
West



Marsha Harris
Solomon



Joanie Hughes



Liz Hill



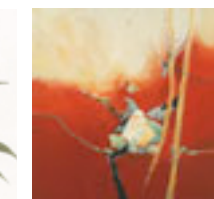
Portia Bell




Mary Wilbanks



Peihong Endris



Margaret Dobbins



Susan Giannantonio



Watercolor Art Society - Houston

1601 West Alabama, Houston, TX 77006-4101 • 713-942-9966
www.watercolorhouston.org • was-h@sbcglobal.net
A nonprofit organization

Please print all information in ink

Name of Instructor _____

Date(s) of Class or Workshop _____
 Member Nonmember

Name of Registrant _____

Mailing Address _____

City/Town _____ State _____ ZIP _____

Telephone _____
Home _____ Work _____

Cell _____

Email Address _____

Amount of Deposit _____

*Minimum one-day payment/nonrefundable deposit.
Nonmembers pay \$10.00 per day surcharge.*

Method of Payment _____

Please check one

- Check AmericanExpress Discover
 MasterCard Visa

Credit Card # _____

Expiration Date _____

Signature _____

Balance Due _____

*Balance due two weeks prior to first day of class or workshop.
All cancellations must be in writing. Please provide a separate
application and check for each class and/or workshop.*

Fall Classes 2010

Beginner - Introduction to Watercolor

Marsha Harris Solomon, www.archwaygallery.com,
713-266-9173

Monday evenings; 6:00 pm - 9:00 pm; September 13, 20,
27, October 4; \$150 (Session I)

October 18, 25, November 1, 8; \$150 (Session II)

This class eliminates the intimidation of watercolor.

Students work from their choice of images. Explore elements of design, color mixing and composition as well as how to put it all together and make a painting.

Simplified Approach to Landscape

Joanie Hughes, www.watercolorhouston.org, 713-426-6767

Tuesdays; 9:30 am - 12:30 pm; September 14, 21, 28,

October 5; \$150 (Session I)

October 19, 26, November 2, 9; \$150 (Session II)

This class will give you a step-by-step guide to landscapes, covering a full range of subjects - pastoral, urban street scenes, and seascapes. Easy-to-learn techniques and a solid foundation in color, design, and composition will accompany demonstrations and hands-on attention for each student.

Building Basics of Beginner Watercolor

Portia Bell, www.artbyportia.com, 281-530-8999

Wednesdays; 9:00 am - 12:00 noon; September 15, 22, 29,

October 6; \$150 (Session I)

October 20, 27, November 3, 10; \$150 (Session II)

This fun class makes beginners feel comfortable and challenges the advanced student. Enthusiastic, hands-on instruction will inspire you to find your artistic voice. Every session will begin with a demonstration, followed by individual help. Students go home with a finished painting in their own painting style. All levels.

Figure Painting for Mixed Media

Liz Hill, www.lizhillart.com, 281-296-7522

Thursdays; 1:00 pm - 4:00 pm; September 9, 16, 23, 30;
\$150*

This class will incorporate anything that will make your figure pieces more exciting. Liz will do several demos to show how she creates her wonderfully creative and award-winning compositions, some with collage. She stains and paints her own collage papers and will show you how she uses them in her compositions. There will be a live model each day.

Model Lab: Figure and Portrait

Carol Rensink (Monitor), 713-524-5146

Every Wednesday (on going), 12:30 pm - 3:30 pm except on a major holiday or a workshop day. (During the fall semester the session will be canceled October 13.) Model fee is \$6 for WAS-H members and \$10 for nonmembers.

Open to artists of all abilities. All members are invited to attend. No instruction provided. To receive a weekly reminder (including the name of the model schedule changes due to classes, and other special announcements) send your request to crensink.art@att.net.

Adventures In Watercolor for Seniors

Mary Glover Rustay, rustgeo@aol.com (h) and rustay@heritagetexas.com (w), 713-965-9393, 713-703-1533 (c)

Thursdays, 9:30 am - 12:30 pm - NO FEE*

Beginning September 9 (Class will *not* meet on:

Oct. 14, Nov. 25, Dec. 23); Maximum Class 25.

This relaxed senior class welcomes all levels of watercolor experience. Subject matter includes still life, florals, landscapes, seascapes, cityscapes, architectural, and occasional portraits. Photos taken by or selected by the instructor are often used for reference. A list of preferred supplies* can be obtained from the instructor and purchased prior to our first class. *140 lb. paper can be bought in class at cost.

Fall Workshops 2010

Traveling as an Artist, not a Tourist

Mary Wilbanks, N.W.S, W.H.S,

marywilbanks@gmail.com, 281-370-7879

Saturday, September 11, 9:30 am - 3:30 pm, \$50

Materials list below.

This workshop will be a class for all levels. We will work with Derwent Inktense Pencils and 2-3 watercolor brushes from sketches or photos of a recent trip, in order to learn to use them on location. We will watch a 20 minute DVD from Derwent showing how to use the pencils. MATERIALS LIST: Inktense Pencils and: graphite pencil or outliner (set of 12 or 24), sketchbook, photos, watercolor pad, 8x10 or 9x12, top ring binder pad, bottled water and small water container, Kleenex, 1/4" to 1" watercolor brushes. All will fit in purse or small backpack.